

Scaled data based on original data using
LM-79-08 Approved Method: Electrical and Photometric Measurements of Solid-
State Lighting Products

Test Report Prepared for
Cooper Lighting Solutions
(formerly Eaton)

Brand: McGRAW-EDISON

Report Number: P832513

Luminaire Tested: **TTN-D0-750-U-RW-CG**

Issue Date: 5/14/2024

Test Information

Test Method: LM-79-08
Report Number: P832513
TEST IS SCALED FROM IESNA LM-79-08 TEST DATA (G2-2312-254-14)
Test Lab: INNOVATION CENTER
Issue Date: 5/14/2024
Manufacturer: COOPER LIGHTING SOLUTIONS (FORMERLY EATON)
Product Line: MCGRAW-EDISON
Catalog Number: TTN-D0-750-U-RW-CG
Description: TOPTIER NANO LED PARKING GARAGE LUMINAIRE
5000K, 70 CRI LEDS AND RECTANGULAR DISTRIBUTION WITH CLEAR GLASS
Light Source: -
Ballast/Driver: -

Summary

Lumens per Lamp: N/A
Luminaire Lumens: 1111 lumens
Efficiency: N/A
Efficacy: 103.8 lumens/watt
Luminous Opening: Circular (Dia: 0.71' x H: 0')
IES Classification: Type II - Short
BUG Rating: B1 - U0 - G1

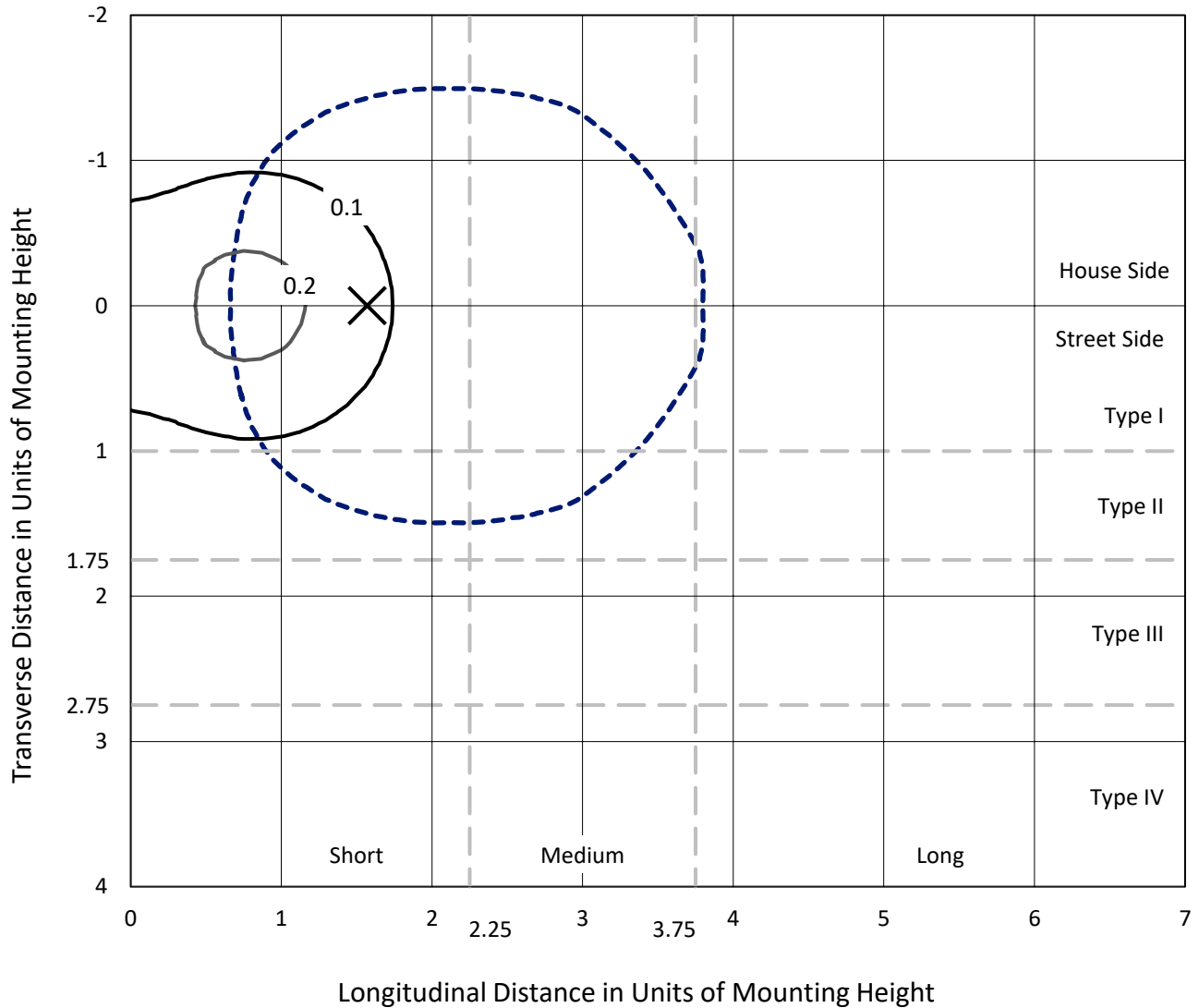
Input Watts (W): 10.7
Input Voltage (V): NR
Input Current (Ain): NR
Voltage Rise (V): NR
Power Factor: NR
Total Harmonic Distortion (THDi): NR
Frequency (hertz): 60
Stabilization Time: NR
Operation Time: NR
Ambient Temperature (°C): NR
Test Distance: 24 FT



REPORT NUMBER: P832513
 CATALOG NUMBER: TTN-D0-750-U-RW-CG

Iso-Footcandle Lines of Horizontal Illumination

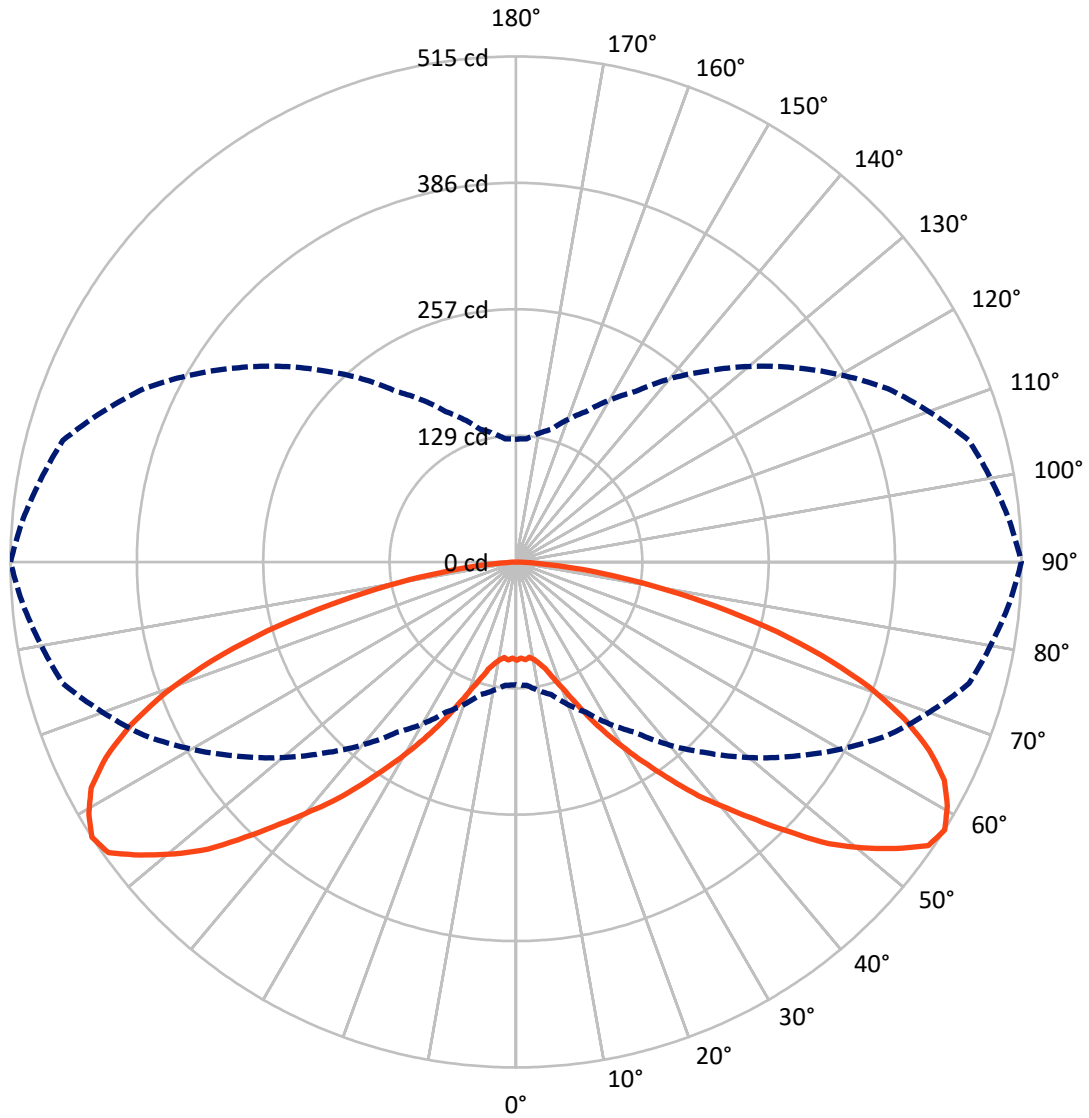
✕ Max cd
 - - - 1/2 Max cd



Based on 25 foot mounting height. Maximum calculated value = 0.2 fc
 Type II - Short - N/A

REPORT NUMBER: P832513
CATALOG NUMBER: TTN-D0-750-U-RW-CG

Luminous Intensity Polar Plot



— Vertical Plane Through 90-Deg Lateral - - - Horizontal Cone Through 57.5-Deg Vertical

REPORT NUMBER: P832513

CATALOG NUMBER: TTN-D0-750-U-RW-CG

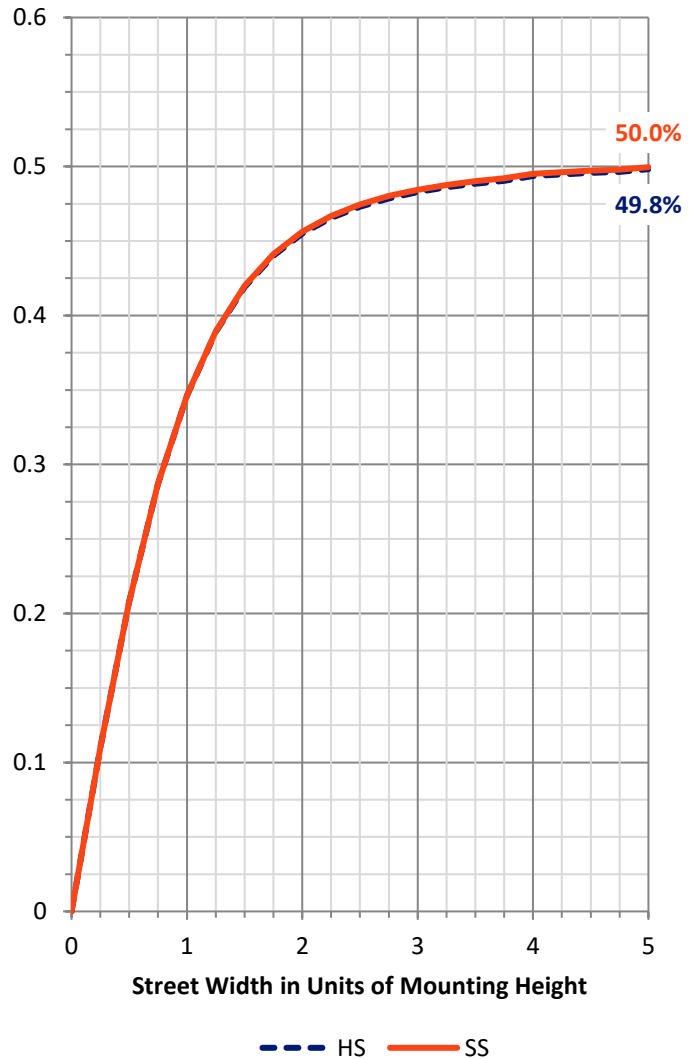
FLUX DISTRIBUTION:

		Downward	Upward	Total
House Side	Lumens	555.5	0.0	555.5
	% Fixture	50.0	0.0	50.0
Street Side	Lumens	555.5	0.0	555.5
	% Fixture	50.0	0.0	50.0
Total	Lumens	1111.0	0.0	1111.0
	% Fixture	100.0	0.0	100.0

ZONAL LUMENS:

Zone	Lumens	% Fixture
0°-10°	9.5	0.9
10°-20°	30.7	2.8
20°-30°	65.3	5.9
30°-40°	120.4	10.8
40°-50°	193.9	17.5
50°-60°	262.4	23.6
60°-70°	255.2	23.0
70°-80°	148.5	13.4
80°-90°	25.1	2.3
90°-100°	0.0	0.0
100°-110°	0.0	0.0
110°-120°	0.0	0.0
120°-130°	0.0	0.0
130°-140°	0.0	0.0
140°-150°	0.0	0.0
150°-160°	0.0	0.0
160°-170°	0.0	0.0
170°-180°	0.0	0.0
0°-90°	1111.0	100.0
0°-180°	1111.0	100.0

Coefficient of Utilization



REPORT NUMBER: P832513

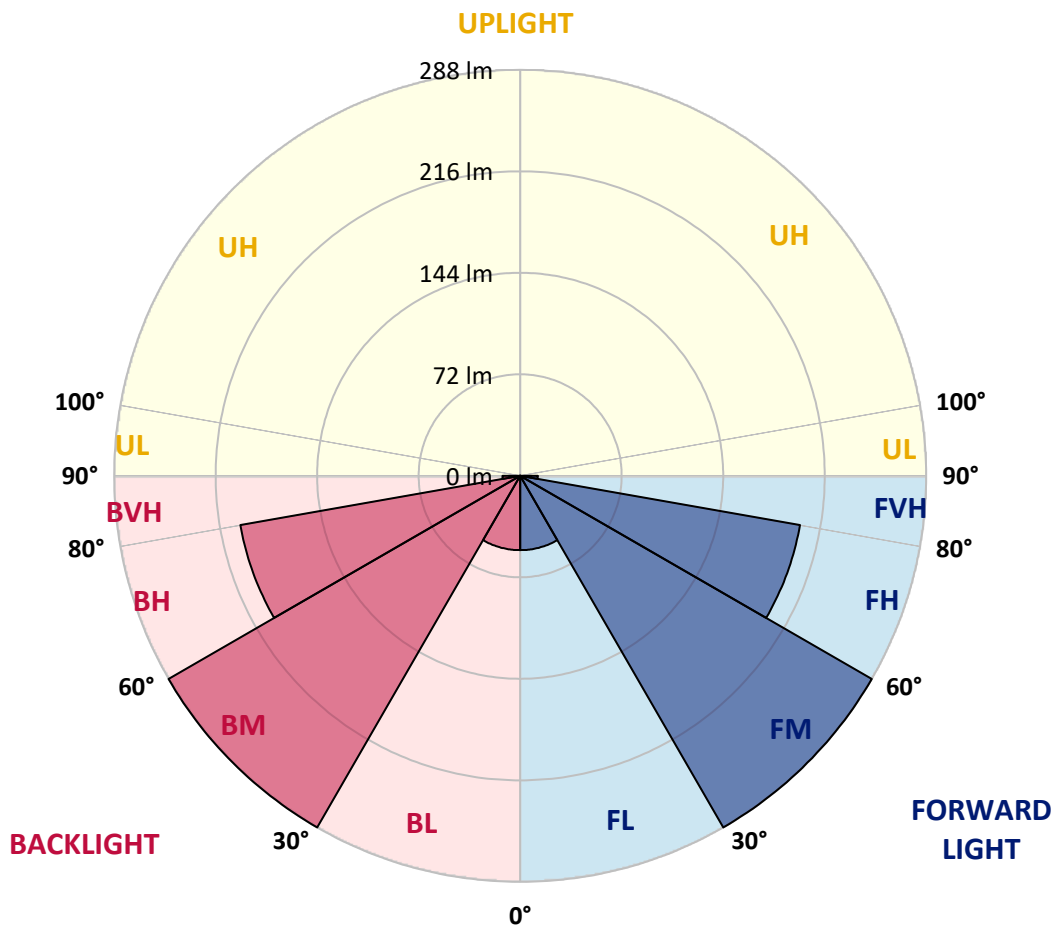
CATALOG NUMBER: TTN-D0-750-U-RW-CG

LUMINAIRE CLASSIFICATION SYSTEM LUMEN TABLE AND BUG RATING:

Zone	Lumens	% Fixture	Zone Rating/Lumen Limit		
			B	U	G
FL (0°-30°)	52.8	4.8			
FM (30°-60°)	288.4	26.0			
FH (60°-80°)	201.8	18.2			G0/660
FVH (80°-90°)	12.6	1.1			G1/100
BL (0°-30°)	52.8	4.8	B0/110		
BM (30°-60°)	288.4	26.0	B1/1000		
BH (60°-80°)	201.8	18.2	B1/500		G1/500
BVH (80°-90°)	12.6	1.1			G1/100
UL (90°-100°)	0.0	0.0		U0/0	
UH (100°-180°)	0.0	0.0		U0/0	

BUG Rating: B1-U0-G1

Type II Short





REPORT NUMBER: P832513
 CATALOG NUMBER: TTN-D0-750-U-RW-CG

CANDELA DISTRIBUTION (FULL):

	0°	5°	15°	25°	35°	45°	55°	65°	75°	85°	90°
0°	100.0	100.0	100.0	100.0	100.0	100.0	100.0	100.0	100.0	100.0	100.0
2.5°	100.0	100.0	100.0	100.0	99.0	99.0	99.0	98.0	98.0	98.0	98.0
5°	100.0	100.0	100.0	101.0	101.0	101.0	100.0	100.0	100.0	100.0	100.0
7.5°	100.0	101.0	101.0	100.0	100.0	99.0	99.0	99.0	98.0	98.0	98.0
10°	100.0	100.0	100.0	100.0	99.0	99.0	100.0	100.0	101.0	101.0	101.0
12.5°	99.0	99.0	100.0	100.0	100.0	101.0	103.0	104.0	105.0	106.0	106.0
15°	100.0	100.0	101.0	102.0	103.0	105.0	108.0	111.0	113.0	114.0	113.0
17.5°	100.0	101.0	102.0	104.0	107.0	110.0	115.0	119.0	123.0	124.0	125.0
20°	102.0	102.0	103.0	107.0	112.0	117.0	124.0	130.9	135.9	137.9	137.9
22.5°	103.0	104.0	105.0	110.0	118.0	126.0	135.9	143.9	150.9	154.9	155.9
25°	106.0	106.0	108.0	115.0	125.0	136.9	149.9	161.9	170.9	175.9	176.9
27.5°	108.0	109.0	112.0	121.0	133.9	148.9	166.9	180.9	191.9	197.9	198.9
30°	110.0	111.0	117.0	127.0	142.9	160.9	181.9	199.9	213.9	220.9	221.9
32.5°	113.0	114.0	121.0	131.9	150.9	172.9	196.9	218.9	238.9	244.9	245.9
35°	116.0	117.0	125.0	137.9	159.9	184.9	212.9	238.9	262.9	270.9	272.9
37.5°	119.0	120.0	128.0	143.9	168.9	197.9	230.9	261.9	287.9	298.9	301.9
40°	122.0	123.0	131.9	149.9	177.9	211.9	249.9	283.9	313.9	326.9	328.9
42.5°	124.0	125.0	134.9	154.9	186.9	224.9	269.9	307.9	339.9	356.9	358.9
45°	127.0	128.0	138.9	161.9	194.9	239.9	288.9	334.9	371.9	390.8	392.8
47.5°	129.0	129.9	141.9	165.9	203.9	253.9	308.9	358.9	402.8	422.8	428.8
50°	129.9	130.9	143.9	169.9	209.9	263.9	324.9	382.9	429.8	454.8	457.8
52.5°	129.9	131.9	144.9	172.9	213.9	272.9	337.9	402.8	455.8	483.8	484.8
55°	129.0	129.9	143.9	171.9	215.9	276.9	346.9	414.8	473.8	500.8	509.8
57.5°	125.0	126.0	139.9	168.9	211.9	274.9	344.9	417.8	477.8	503.8	514.8
60°	119.0	121.0	133.9	161.9	205.9	267.9	338.9	411.8	471.8	503.8	504.8
62.5°	112.0	113.0	126.0	152.9	196.9	256.9	327.9	399.8	457.8	490.8	489.8
65°	102.0	103.0	114.0	141.9	180.9	235.9	305.9	380.9	430.8	465.8	462.8
67.5°	91.0	92.0	102.0	127.0	161.9	212.9	275.9	348.9	392.8	428.8	426.8
70°	79.0	79.0	88.0	109.0	141.9	186.9	242.9	306.9	350.9	380.9	381.9
72.5°	65.0	65.0	73.0	91.0	119.0	156.9	204.9	261.9	297.9	323.9	325.9
75°	51.0	50.0	57.0	72.0	94.0	125.0	161.9	210.9	238.9	263.9	262.9
77.5°	36.0	36.0	40.0	52.0	68.0	93.0	120.0	158.9	177.9	198.9	194.9
80°	23.0	23.0	25.0	34.0	45.0	62.0	79.0	108.0	121.0	136.9	131.9
82.5°	12.0	11.0	13.0	18.0	24.0	34.0	44.0	63.0	69.0	81.0	77.0
85°	4.0	4.0	4.0	6.0	9.0	13.0	17.0	27.0	28.0	36.0	33.0
87.5°	1.0	0.0	0.0	1.0	1.0	1.0	1.0	3.0	3.0	6.0	4.0
90°	0.0	0.0	0.0	0.0	0.0	0.0	0.0	0.0	0.0	0.0	0.0

(END OF REPORT)